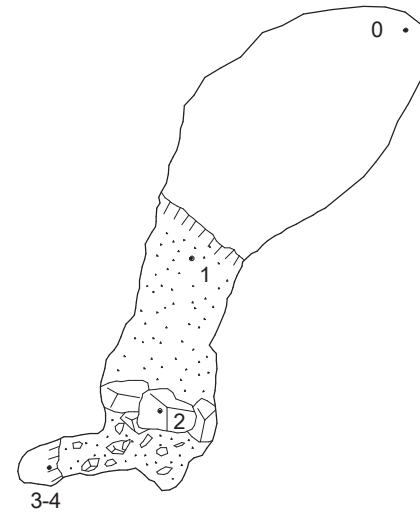
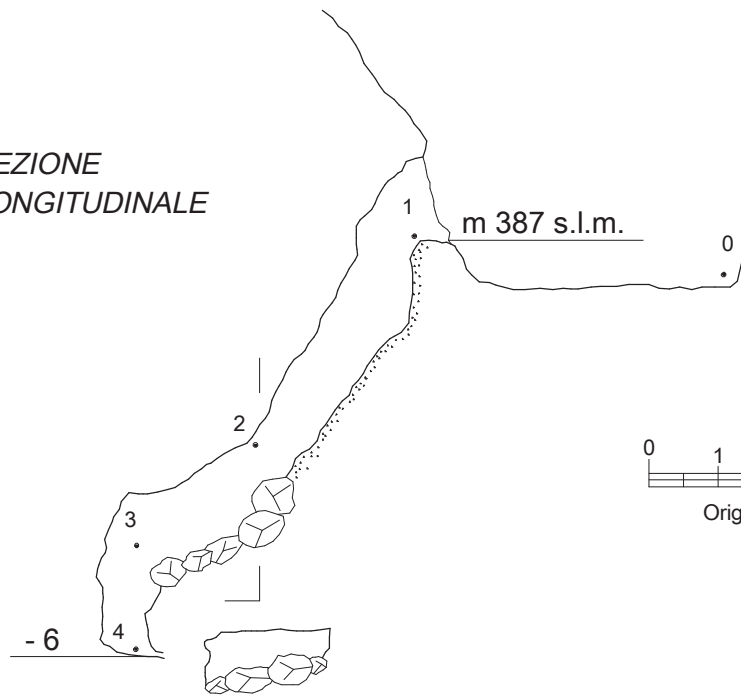



SEZIONE
LONGITUDINALE



PIANTA



Originale in scala 1 : 100

GRUPPO
SPELEOLOGICO
FAENTINO

ER-RA 852

BUCO 2 A NW
DI CA' FAGGIA (F.20)
CA' FAGGIA - RIOLO TERME

Ril.

□ Evilio R. - Silvagni P. - Volturo M.

□ 18-04-04

□ Evilio R.